






Spoken Course Part 2

Live Course by Ishita Mam

PART 2

English Spoken Practice Course

Course Highlights:

-  **10 Live Spoken Class**
-  **Class Notes (PDF)**
-  **QUIZ after Every Class**
-  **Unlmitd Practice using APP**
-  **Doubt Clearing Support**



By Ishita Ma'am

Class Topic:

Day 4 - अपॉइंटमेंट लेना

PART 2

English Spoken Practice Course

DAY 4 : Situation

अपॉइंटमेंट लेना

Ishita Ma'am

Learn with
Namaste English App

नमस्ते! english

Introduction

In this lesson we'll learn about an everyday conversation between two friends about weather. In this lesson we will talk about a conversation centred around a situation " अपॉइंटमेंट लेना ". This class we will cover scenario where OM (character) will talk to a Friend.

Learning Objective:

The learning objective of this lesson would be making sentences for a situation "अपॉइंटमेंट लेना". The objectives are as follows:

- Learn to make new sentences around this situation
- Learn and practice basic grammar to form correct sentences
- Learn every days words around this situation and their usages
- Learn and practice daily phrases around this situation and their usages

Sentences to be covered:

Basic conversation around the situation

OM: Excuse me, madam. I want to meet the doctor.
(मुझे माफ कीजिये, मैडम। मैं डॉक्टर से मिलना चाहता हूँ)

Receptionist-Lady: Do you have an appointment?
(क्या आपके पास अपॉइंटमेंट (नियोजित भेंट) है?)

OM: No, I do not have an appointment.
(नहीं, मेरे पास अपॉइंटमेंट नहीं है।)

Receptionist-Lady: I am sorry then. You will first have to fix an appointment.
(मुझे खेद है। आपको पहले अपॉइंटमेंट लेना होगा।)

OM: Could I get an appointment, for now?
(क्या मुझे अभी के लिए एक अपॉइंटमेंट मिल सकता है?)



- Receptionist-Lady: I am sorry again, he is busy till 8 in the evening.
(एक बार फिर से मुझे खेद है, वह शाम 8 बजे तक व्यस्त है।)
- OM: Could I get an appointment, for Saturday?
(क्या मुझे शनिवार का अपॉइंटमेंट मिल सकता है?)
- Receptionist-Lady: We are closed on Saturday.
(हम शनिवार को बंद रहते हैं।)
- OM: Well, so next Monday?
(ठीक है, तो अगले सोमवार?)
- Receptionist-Lady: Yes. That'd be fine. He is totally free on Monday. Would evening 5:30 suit you, sir?
(हाँ। यह सही रहेगा। वे सोमवार को पूरी तरह से कार्यमुक्त है। शाम 5:30 सही रहेगा, सर?)
- OM: Yes, that's perfect.
(हाँ, वह सही है।)
- Receptionist-Lady: I've noted it down. Have a nice day, sir.
(मैंने इसे लिख लिया है। अच्छा दिन हो, सर।)
- OM: Nice day to you too and thank you.
(आप के लिए भी अच्छा दिन हो और धन्यवाद।)

Note for Students:

Please make new sentences using these words first in Hindi and then translate into English. Make sure you use these new sentences while your daily conversation.



Grammar you will learn:

- Subject Verb Agreement common rules

Some daily usages phrase with example:

1. यह सच है - it is true.
2. यह झूठ है - it is a lie.
3. यह सही है - it/this is right.
4. यह गलत है - it/this is wrong.
5. समझ गये - Got it/understood.
6. कौन है ? - Who is it ?
7. मैं कौन हूँ ? - Who am i ?
8. कौन है वो ? - Who is that ?
9. यह कौन है - Who is this ?
10. वहाँ कौन है - Who is there ?

Phases for Practice

Please make new sentences using these phrases, first in Hindi and then translate into English. Make sure you use these new sentences while your daily conversation.

English Phrase	Hindi Meaning	Sentence
----------------	---------------	----------



मुझे पता है	I know	
मैं जानता हूँ	I know	
मैं नहीं जानता हूँ	i don't know	
क्या तुम जानते हो?	Do you know ?	

Assignment for Practice: Translate into English

आप कैसे हैं?

मैं अच्छा हूँ। आप बताइए?

मैं भी अच्छा हूँ।

आप की फैमिली कैसी है?

अच्छी है। आप के बच्चे कैसे हैं?

वे अच्छे हैं। आपका रूटीन क्या है?

मैं सुबह 6 बजे उठता हूँ। नहाता हूँ। उसके बाद घूमने जाता हूँ। पार्क में घूमना अच्छा लगता है।

About course

Name: Part 2 - English Spoken Practice Course with Namaste English App

Teacher: IshitaMam

Online Link: On Namaste English Android App at <https://namasteenglish.page.link/hp>

After installing app, click on website link:
<https://hinkhoj.com/namaste-english/ne-courses-7a52f428a78142089619e98b4747c2d7.html>

Price : Course is available only to UNLIMITED Account users of Namaste English app. To get UNLIMITED Account, click on <https://namasteenglish.page.link/unlimited-account>

Cost is Rs 100/month if 12 month plan is taken.